
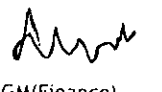



Annexure - I

<p style="text-align: center;"><b>HARYANA FINANCIAL CORPORATION</b>  <b>H.O. : 30 Bays Building, Sector 17 - C, Chandigarh-160017</b></p>						
<p style="text-align: center;"><b>FINANCIAL RESULTS (UNAUDITED) FOR THE QUARTER AND NINE MONTHS ENDED 31ST DECEMBER, 2024</b></p>						
<p style="text-align: right;">(RUPEES IN CRORES)</p>						
PARTICULARS	QUARTER ENDED			9 MONTHS ENDED		YEAR ENDED
	31.12.2024 Unaudited	30.09.2024 (Reviewed)	31.12.2023 (Reviewed)	31.12.2024 Unaudited	31.12.2023 (Reviewed)	31.03.2024 (Audited)
<b>Income</b>						
1. Income from operations	0.00	0.34	0.02	0.34	0.87	1.37
2. Other Miscellaneous Income	0.59	0.74	1.91	1.82	2.98	3.76
3. Total Income (1+2)	0.59	1.08	1.93	2.16	3.85	5.13
<b>Expenditure</b>						
a) Staff Cost	1.04	2.31	0.96	4.10	2.55	3.74
b) Others expenditure	0.12	0.13	0.15	0.43	0.40	0.59
c) Bad debts written off	0.00	0.00	0.00	0.00	0.00	0.03
d) Depreciation	0.00	0.01	0.00	0.01	0.01	0.01
4. Total Expenditure	1.16	2.45	1.11	4.54	2.96	4.37
5. Profit/(Loss) before Tax (3-4)	(0.57)	(1.37)	0.82	(2.38)	0.89	0.76
6. Provision for NPAs & Investments written back	0.00	0.00	0.00	0.00	0.00	0.00
7. Provision for NPAs & Investments	0.02	0.01	0.01	0.05	0.04	0.10
8. Net Profit/(Loss) (5+6-7)	(0.59)	(1.38)	0.81	(2.43)	0.85	0.66
9. Profit on sale of Assets	0.00	0.00	0.00	2.91	26.42	26.42
10. Provision Income Tax	0.00	0.00	0.90	0.64	1.64	1.65
11. Net Profit/(Loss) (8+9-10)	(0.59)	(1.38)	(0.09)	(0.16)	25.63	25.43
12. Gross NPA (%)						100.00%
13. Net NPA to net loans (%)						0.00%
14. Paid-up Equity Share Capital (Face value of Rs.10/-)	207.66	207.66	207.66	207.66	207.66	207.66
15. Reserve excluding revaluation reserves (year end)	0.00	0.00	0.00	0.00	0.00	16.58
16. Basic and diluted EPS (in Rs.) for the period for the year to date and for the previous year not annualised.	Nil	-0.07	Nil	-0.12	Nil	Nil
17. Public Shareholding - Number of Shares	1319900	1319900	1319900	1319900	1319900	1319900
- % age of shareholding	0.64%	0.64%	0.64%	0.64%	0.64%	0.64%
18. Promoters and promoter group shareholding						
a) Pledged/Encumbered						
- Number of shares	Nil	Nil	Nil	Nil	Nil	Nil
- % age of shares (as a % of the total shareholding of promoter and promoter group)	-	-	-	-	-	-
- % age of shares (as a % of the total share capital)	-	-	-	-	-	-
b) Non Encumbered						
- Number of shares	206338200	206338200	206338200	206338200	206338200	206338200
- % age of shares (as a % of the total shareholding of promoter and promoter group)	100%	100%	100%	100%	100%	100%
- % age of shares (as a % of the total share capital)	99.36%	99.36%	99.36%	99.36%	99.36%	99.36%
<b>Notes :-</b>						
1. Previous year figures have been regrouped/rearranged.						
2. The provision for employees benefits as per AS-15 has been provided.						
3. The Corporation has recommended to State Govt. for its winding up/liquidation u/s 45 of SFCs Act 1951, Further the State Govt. has decided to delist the shares of the Corporation from Bombay Stock Exchange and the same is under process.						
4. The figures for the year ended 31st March,2024 have been taken from the Audited accounts which were prepared on mercantile system of accounting except for interest on NPA's which has been accounted for on receipt basis as per RBI guidelines.						
5. The Auditors have carried out a Limited Review of the Financial Results for the Quarter and 9 months period ended 31.12.2024.						
6. The above financial results have been approved by the Board of Directors in its meeting held on February 13, 2025.						
<div style="display: flex; justify-content: space-between; align-items: flex-end;"> <div style="text-align: center;">   <b>CFO</b> </div> <div style="text-align: center;">   <b>GM(Finance)</b> </div> <div style="text-align: center;">   <b>Managing Director</b>  <b>HARYANA FINANCIAL CORPORATION</b> </div> </div> <p>PLACE : CHANDIGARH  DATED : 13.02.2025</p>						

**Managing Director**